

CSE 291: Wireless and Communication in the Internet of Things

BLE

Pat Pannuto, UC San Diego

ppannuto@ucsd.edu

Today's Goals

- Introduction to Bluetooth Low Energy
- What are the goals of the protocol?
- What do the lower layers look like?
- What roles do devices take?

Bluetooth Low Energy Resources

- Good walkthrough of BLE:
 - <https://www.silabs.com/documents/public/user-guides/ug103-14-fundamentals-ble.pdf>
- [[5.2 specification](#)] [[4.2 specification](#)] (link to PDF download)
 - Also: [[Supplement v9](#)]
- More boots-on-the-ground view:
 - <https://inst.eecs.berkeley.edu/~ee290c/sp18/lec/Lecture7A.pdf>
 - From a team that has implemented BLE HW several times
 - https://download.ni.com/evaluation/rf/intro_to_bluetooth_test.pdf

Outline

- BLE Background
- BLE Layers
 - Physical Layer
 - Link Layer
- BLE roles
 - Advertising
 - Scanning

Bluetooth has a long history — the IoT is near-exclusively BLE (Bluetooth 4.0+) as opposed to Bluetooth Classic (<4.0)

Year	Bluetooth Standard	Data Rate	Modulation	Notes
1999	V1.0	1 Mb/s	GFSK	<ul style="list-style-type: none"> The Bluetooth 1.0 Specification is released by the Bluetooth SIG
2003	V1.2	1 Mb/s	GFSK	<ul style="list-style-type: none"> First FDA-approved Bluetooth medical system. Bluetooth product shipments grow to 1 million/week
2004	V2.0 + EDR	1 Mb/s 2 Mb/s 3 Mb/s	GFSK $\pi/4$ -DQPSK 8-DPSK	<ul style="list-style-type: none"> Introduction of Enhanced Data Rate (EDR) for faster data transfer. Bluetooth product shipments surpasses to 3 million/week
2007	V2.1 + EDR	1 Mb/s 2 Mb/s 3 Mb/s	GFSK $\pi/4$ -DQPSK 8-DPSK	<ul style="list-style-type: none"> Introduction of secure simple pairing (SSP) and extended inquiry response (EIR) for Bluetooth devices
2009	V3.0+HS	1 Mb/s 2 Mb/s 3 Mb/s	GFSK $\pi/4$ -DQPSK 8-DPSK	<ul style="list-style-type: none"> Introduction of AMP (Alternative MAC/PHY) and the addition of 802.11 as a high-speed transport with data transfer speeds up to 24 Mbit/s.

2009	V3.0+HS	1 Mb/s 2 Mb/s 3 Mb/s	GFSK $\pi/4$ -DQPSK 8-DPSK	<ul style="list-style-type: none"> Introduction of AMP (Alternative MAC/PHY) and the addition of 802.11 as a high-speed transport with data transfer speeds up to 24 Mbit/s.
2010	V4.0 (Smart)	1 Mb/s 2 Mb/s 3 Mb/s	GFSK $\pi/4$ -DQPSK 8-DPSK	<ul style="list-style-type: none"> Introduction of Bluetooth Low Energy protocol and AES encryption
2013	V4.1	1 Mb/s 2 Mb/s 3 Mb/s	GFSK $\pi/4$ -DQPSK 8-DPSK	<ul style="list-style-type: none"> MWS (Mobile Wireless Standard) Coexistence SIG membership surpasses 20,000 companies
2014	V4.2	1Mb/s 2Mb/s 3Mb/s	GFSK $\pi/4$ -DQPSK 8-DPSK	<ul style="list-style-type: none"> Smart sensor allows flexible internet connectivity Increased privacy (Le Privacy 1.2 and LE Secure Connections) LE Data Length Extension increases data throughput with packet capacity increase of 10x compared to previous versions.

Basics of Bluetooth Low Energy (BLE)

- Direct device-to-device communication
 - Usually: Computer to Thing
 - Smartphone to device, Laptop to device, etc.
- Focus on making the “Thing” really low energy
 - Push energy-intensive requirements onto “Computer”
- Devices (Computer or Thing) are servers with accessible fields
 - Not the traditional send-explicit-packets interface you might be expecting
 - Lower layers are still exchanging packets to make it work

A note on outdated notation

- Master/Slave paradigm
 - Master is the “Computer” and is in charge of interaction
 - Slave is the “Device” and has little control over interaction parameters
 - Really common notation in EE side of the world.
 - Not intended to be harmful, but also literally inconsiderate.
- Field is changing for the better. It’s going to take some time.
 - Central/Peripheral
 - Device/Peripheral
 - Controller/Peripheral
 - Master/Minion
 - Primary/Secondary

BLE development

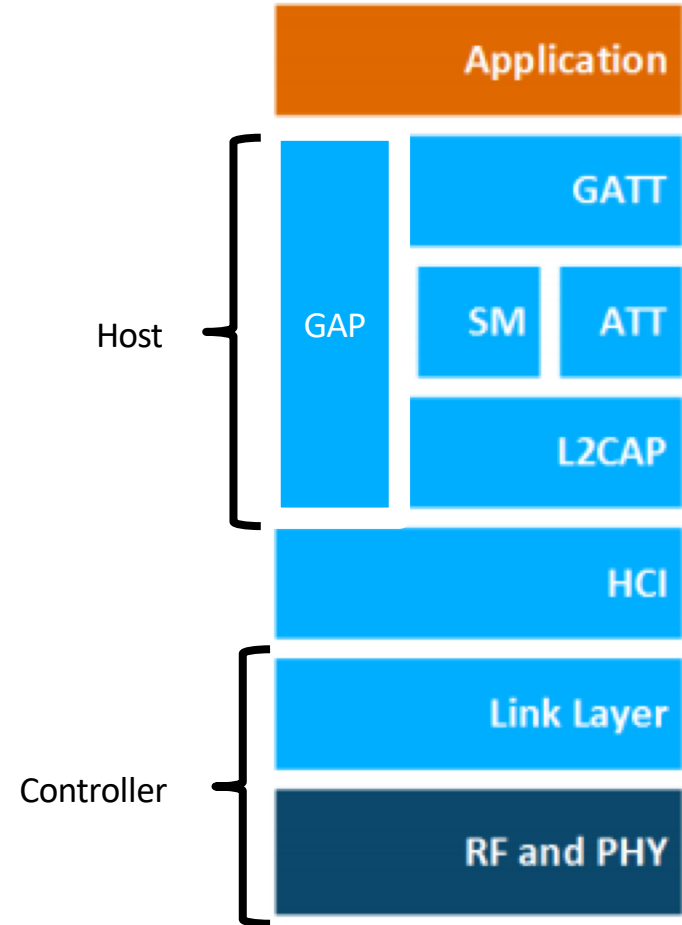
- Protocol development
 - Research product
 - Specification
 - Hardware support
 - Usefulness and iteration
- Bluetooth Low Energy
 - Research in early 2000s: Bluetooth Low End Extension and Wibree
 - Specification in 2009: Bluetooth version 4.0
 - Hardware support in 2011/12: iPhone 4s, nRF51 series
 - 4.1 and 4.2 (2014), 5.0 (2016, first in phones 2017, really 2019 though)

Bluetooth Specification

- Problem: a bit overwhelming...
 - 5.2 spec: 3256 pages
 - We only care about Vol 6: Low Energy Controller
 - Part A: Physical Layer Specification
 - Part B: Link Layer Specification
 - CSS: Part A: Data Types Specification
 - So ~250 pages
- Tip: be willing to just ignore things when skimming specs
 - 5.2 spec covers BLE and Bluetooth Classic and a bunch of upper layer stuff that we never have to care about

BLE Layers

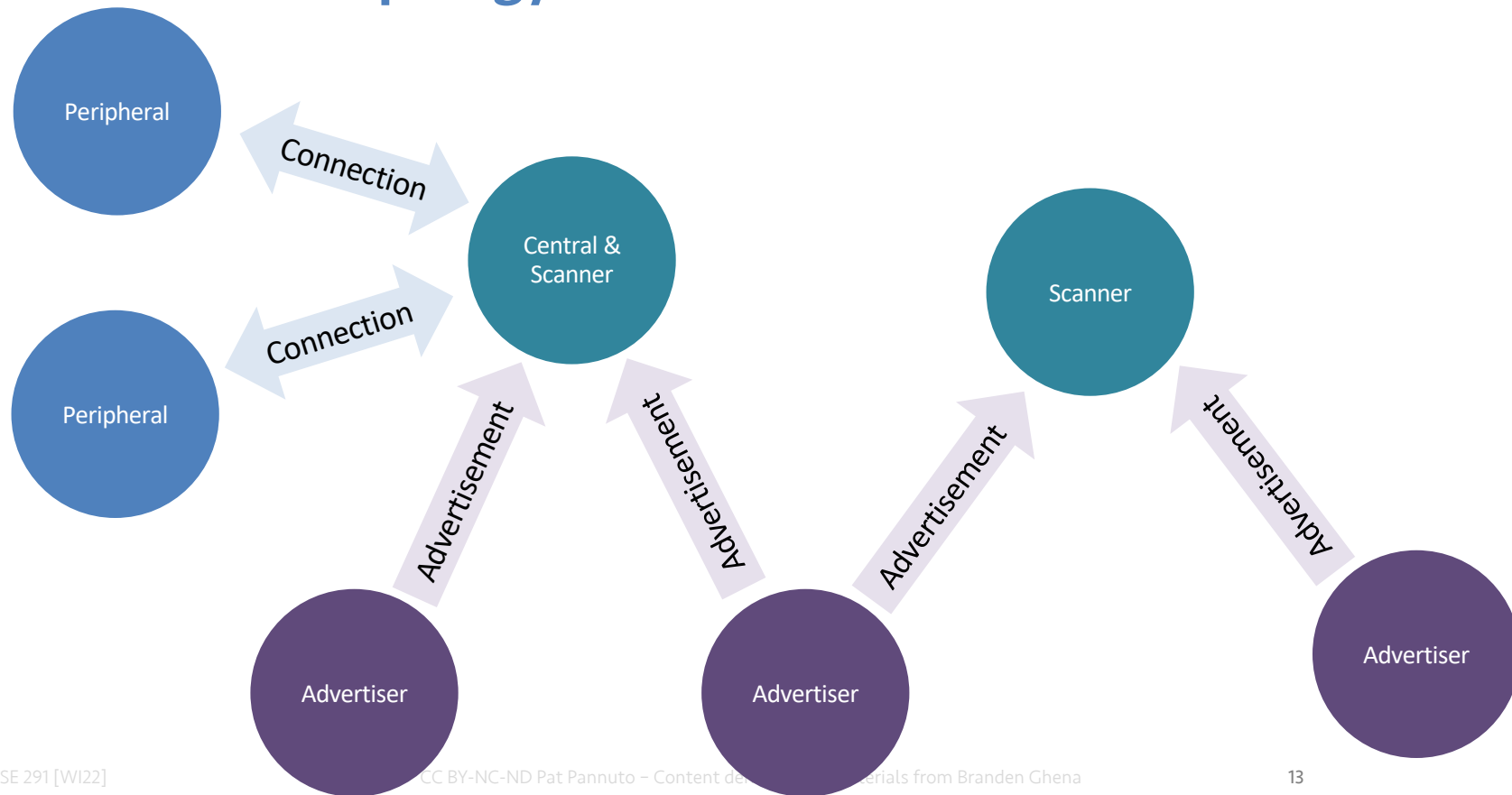
- Host – Configuration and Server
 - GAP – Generic Access Profile
 - Configure advertising
 - GATT – Generic ATtribute profile
 - Configure connections
- HCI - Host Controller Interface
- Controller - Communication
 - Link Layer – send packets
 - RF and PHY – send bits



BLE mechanisms

- Advertising
 - Discovery
 - Advertisements – broadcast messages indicating device details
 - Ephemeral, uni-directional communication from Advertiser to Scanner(s)
 - ALOHA access control
- Connections
 - Interaction
 - Bi-directional communication between Peripheral and Central
 - Maintained for some duration
 - TDMA access control

BLE network topology



Multiple roles at the same time

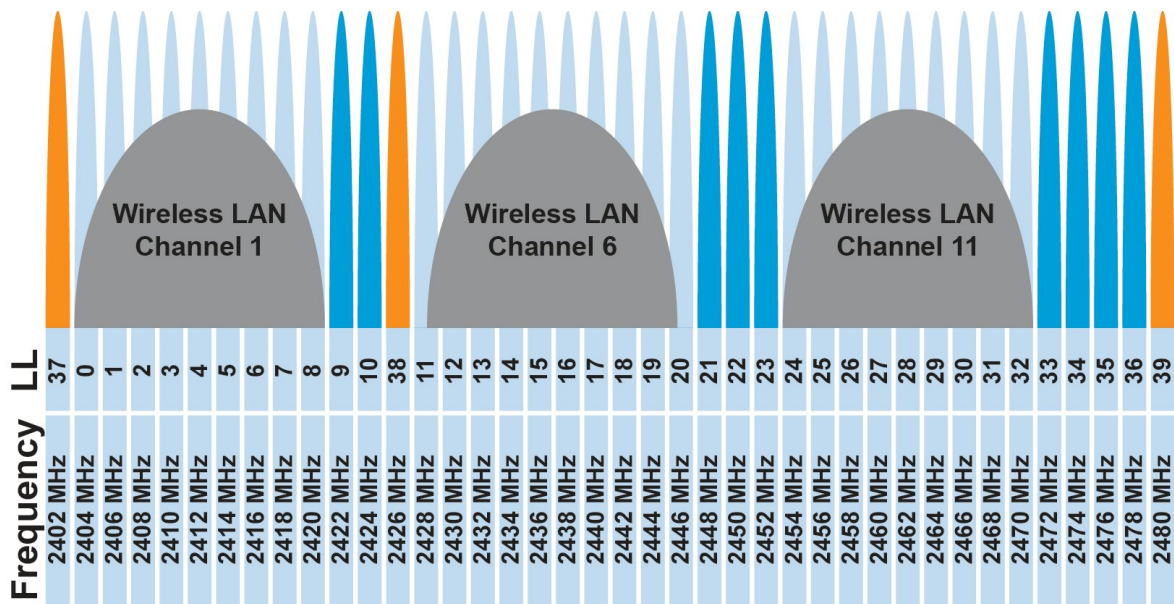
- Topology picture is a simplification of roles
- A single device can have multiple roles simultaneously
 - Scanning and Advertising simultaneously
 - Peripheral and Scanner and Advertiser simultaneously
 - Peripheral and Scanner and Central and Advertiser simultaneously
 - Getting a bit out of hand though
- Also possible:
 - One Peripheral can be connected to multiple Centrals
 - This is relatively new in BLE still, you'll find old docs saying you can't

Outline

- BLE Background
- **BLE Layers**
 - Physical Layer
 - Link Layer
- BLE roles
 - Advertising
 - Scanning

BLE frequency

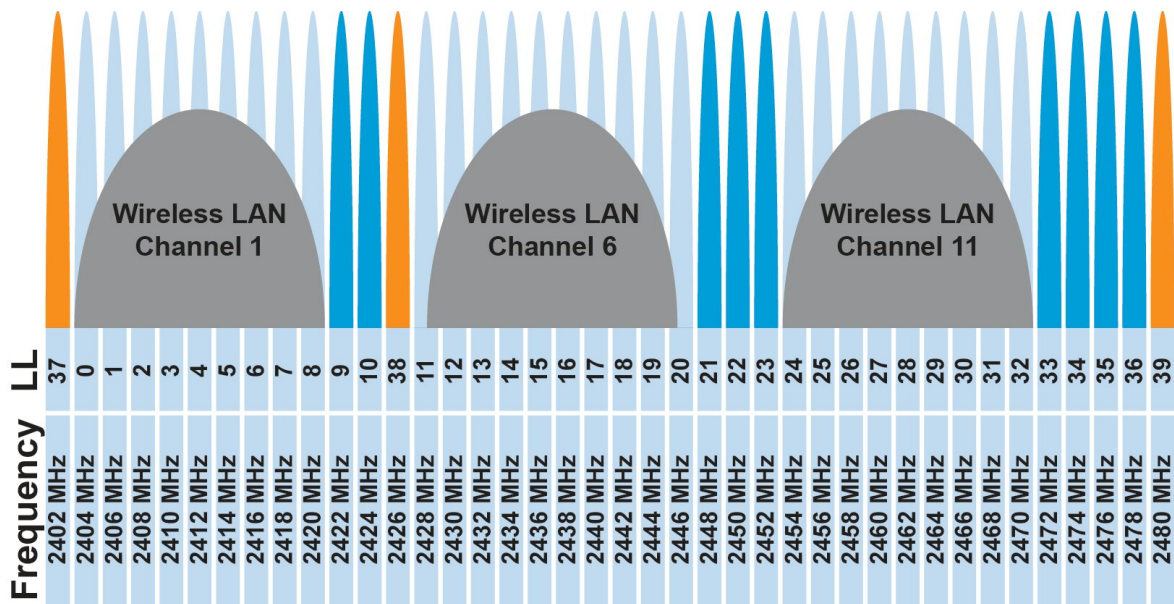
- 2.4 GHz carrier, Forty 2-MHz channels, 1 Mbps data rate
 - 37, 38, 39 for advertising



**Why doesn't BLE
avoid WiFi
altogether?**

BLE frequency

- 2.4 GHz carrier, Forty 2-MHz channels, 1 Mbps data rate
 - 37, 38, 39 for advertising

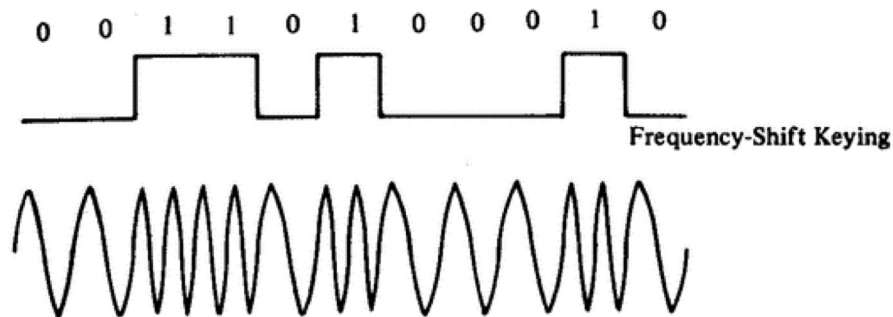


**Why doesn't BLE
avoid WiFi
altogether?**

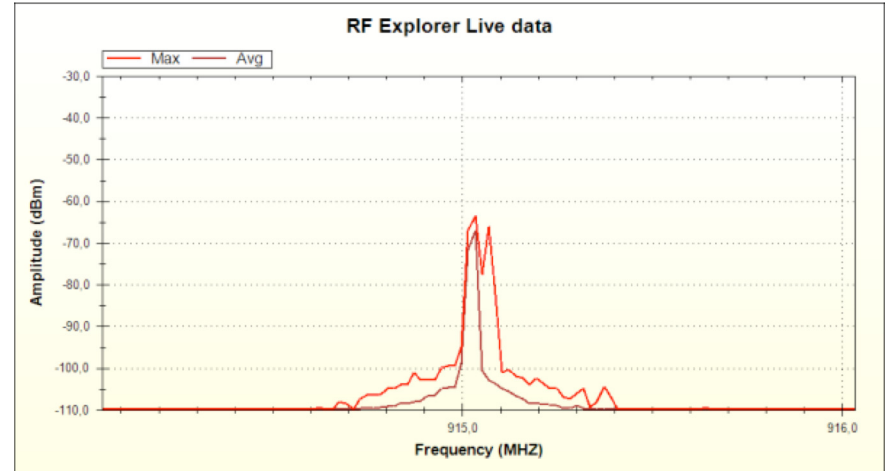
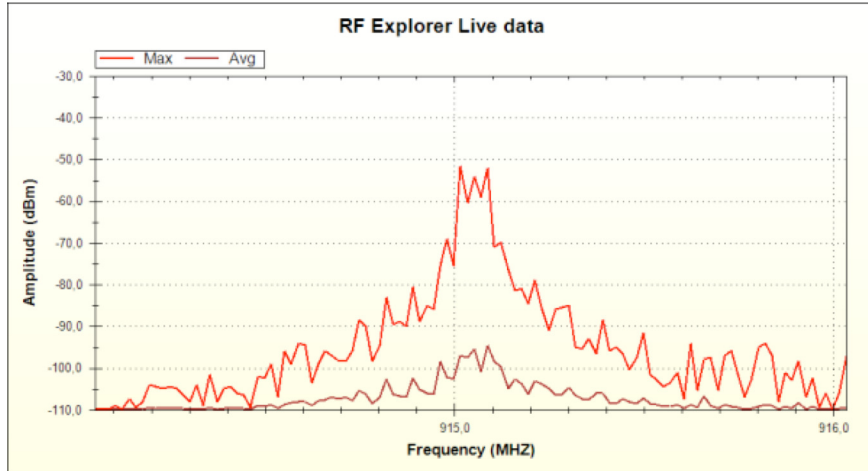
Can't on 2.4 GHz

BLE modulation

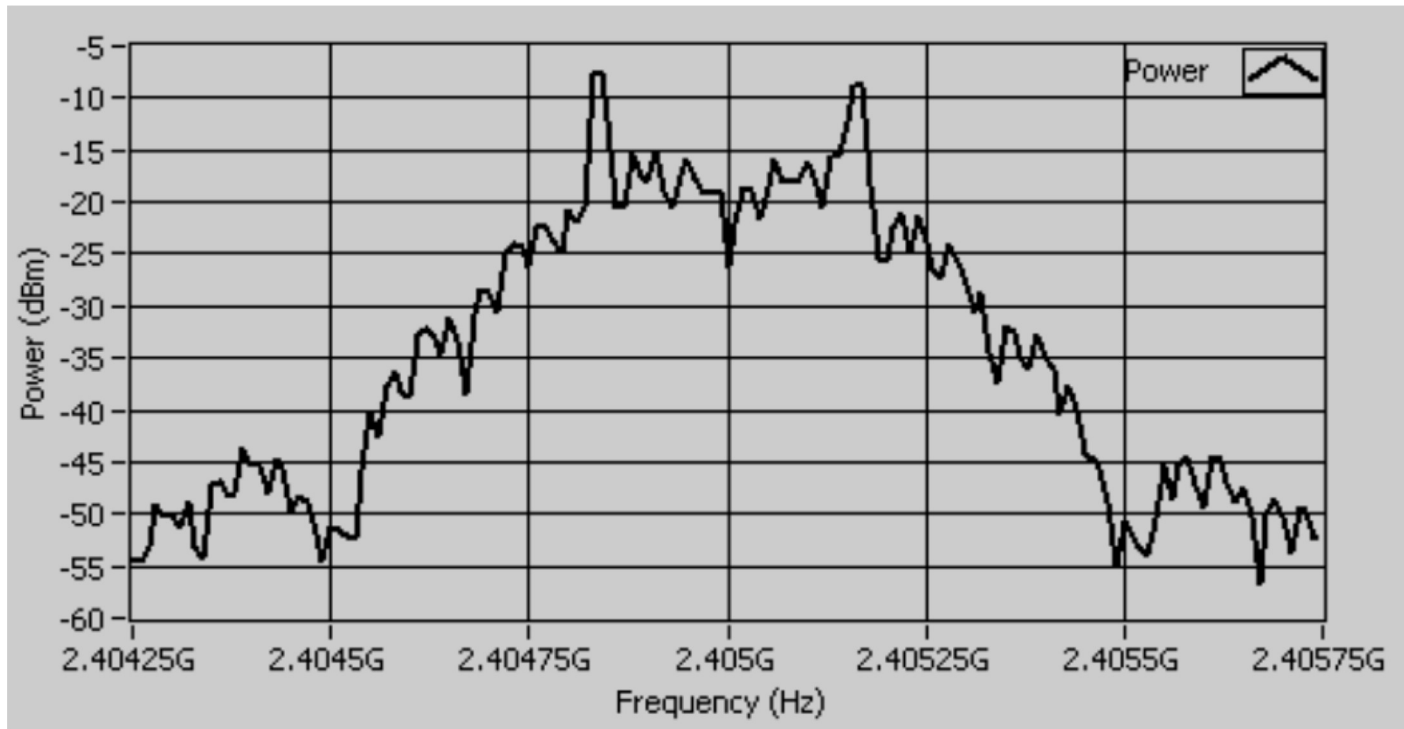
- Gaussian Frequency-Shift Keying (GFSK)
 - Improvement on base Frequency-shift Keying
 - Smoother transitions between bits -> reduces nearby interference



Gaussian FSK lessens spectral leakage at the expense of some loss in intersymbol discriminability



An example from `good case` BLE hardware



BLE signal strength

The requirements for a Bluetooth low energy radio are as follows:

Feature	Value
Minimum TX power	0.01 mW (-20 dBm)
Maximum TX power	100 mW (20 dBm)
Minimum RX sensitivity	-70 dBm (BER 0.1%)

The typical range for Bluetooth low energy radios is as follows:

TX power	RX sensitivity	Antenna gain	Range
0 dBm	-92 dBm	-5 dB	160 meters
10 dBm	-92 dBm	-5 dB	295 meters

The range to a smart phone is typically 0-50 meters due to limited RF performance of the phones.

- nRF52840 capabilities
 - Transmit: up to 8 dBm
 - Receive sensitivity: -95 dBm

Outline

- BLE Background
- **BLE Layers**
 - Physical Layer
 - Link Layer
- BLE roles
 - Advertising
 - Scanning

Packet structure




Figure 2.1: Link Layer packet format

- Same packet structure for both advertisements and connections
 - Fields are filled in little endian (the opposite of network byte order 🤔)
- Access address unique for each connection (randomly chosen)
 - In Advertising always set to 0x8E89BED6

Device addresses

- Public and private address forms
- Public
 - 48 bits: 24-bits of company ID, 24-bits of company assigned number
 - Literally the same MAC address scheme as Ethernet and WiFi
- Private
 - Top two MSbs specify type
 - 46 bits of random
 - 46 bits of hash of an identity key
- **Why have the two types?**

Device addresses

- Public and private address forms
- Public
 - 48 bits: 24-bits of company ID, 24-bits of company assigned number
 - Literally the same MAC address scheme as Ethernet and WiFi
- Private
 - Top two MSBs specify type
 - 46 bits of random
 - 46 bits of hash of an identity key
- **Why have the two types? Privacy**

Data whitening

- Avoid long series of repetitive bits (all zeros or all ones)
 - Would cause RF noise to be more focused in one direction
 - Radio hardware desires output to have zero DC-bias (or close to that)
 - Great example of the PHY and MAC being interwoven in wireless

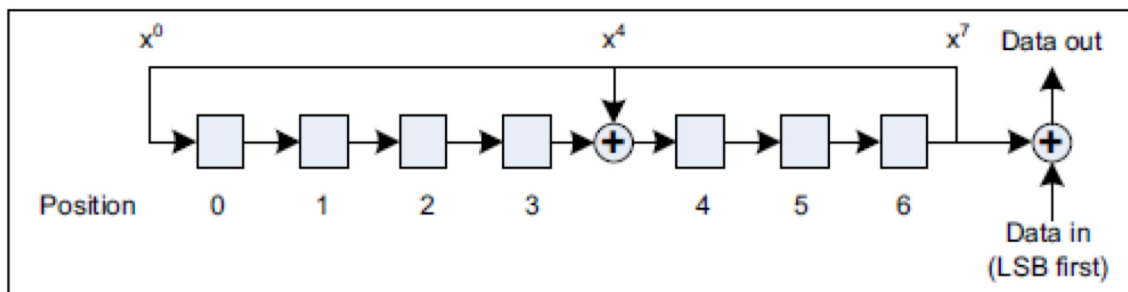


Figure 3.3: The LFSR circuit to generate data whitening

Bit processing pipeline

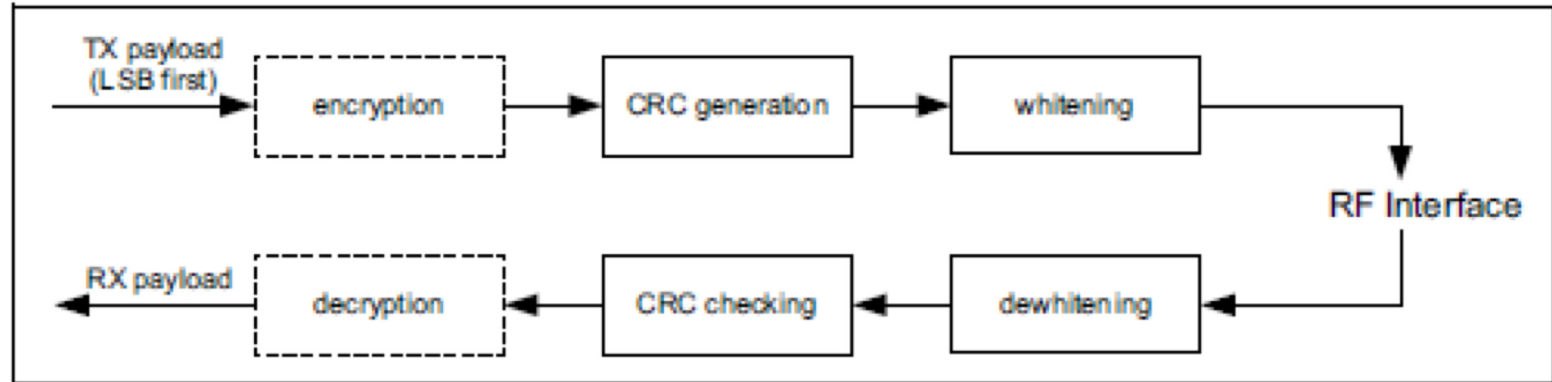


Figure 3.1: Payload bit processes for the LE Uncoded PHYs

Outline

- BLE Background
- BLE Layers
 - Physical Layer
 - Link Layer
- **BLE roles**
 - Advertising
 - Scanning

Advertising

- BLE discovery mechanism
 - Make nearby devices aware of advertiser's existence
 - Communicate some information from or about advertiser
 - Traditional purpose is to enable connections, but this is also useful for general communication
- Advertisements
 - Periodic broadcast messages with data
- Scan Requests/Responses
 - Scanner sends responses after getting a request
 - Only occurs when scanner is listening
 - Almost literally “bonus advertisement data”

Advertising packet layering

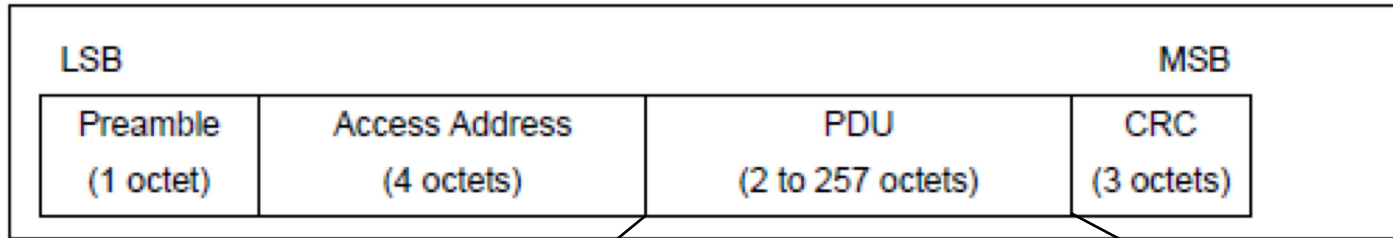


Figure 2.1: Link Layer packet format

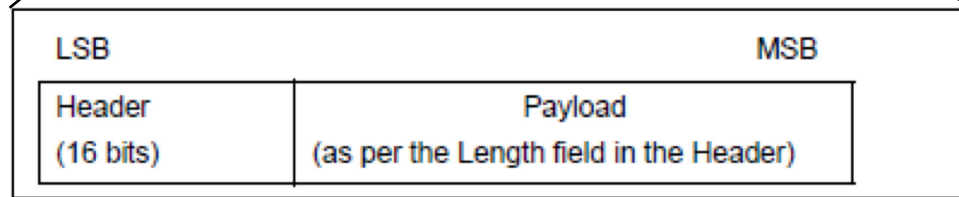


Figure 2.2: Advertising channel PDU

BLE advertising header

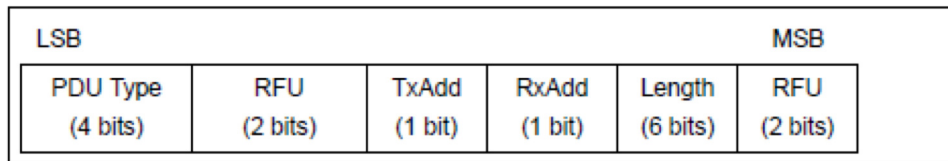


Figure 2.3: Advertising channel PDU Header

PDU Type b ₃ b ₂ b ₁ b ₀	Packet Name
0000	ADV_IND
0001	ADV_DIRECT_IND
0010	ADV_NONCONN_IND
0011	SCAN_REQ
0100	SCAN_RSP
0101	CONNECT_REQ
0110	ADV_SCAN_IND
0111-1111	Reserved

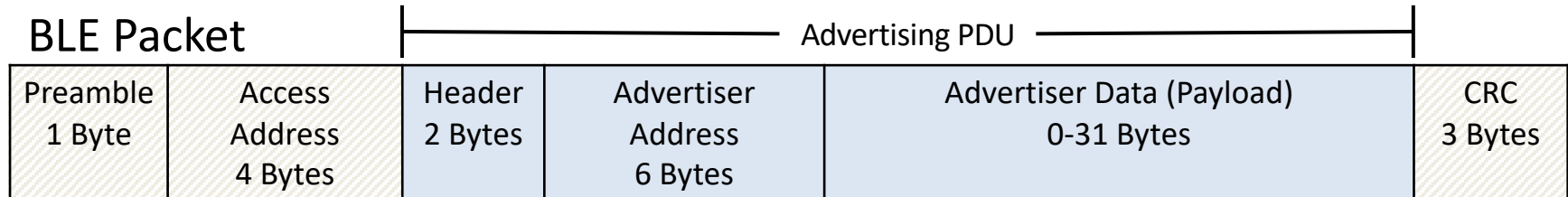
Table 2.1: Advertising channel PDU Header's PDU Type field encoding

- ADV_IND
 - Advertisement
 - Allows connections and scan requests
- ADV_NONCONN_IND
 - Advertisement
 - No connections or scan requests
- ADV_SCAN_IND
 - Advertisement
 - No connections but allows scan requests
- SCAN_REQ
 - Scan request
- SCAN_RSP
 - Scan response

Advertisement payloads

Payload	
AdvA (6 octets)	AdvData (0-31 octets)

- AdvA – address of the advertiser
 - TxAdd bit from header specifies if this is a “public” or “random” address
- Remaining up to 31 bytes are available for use
- Putting it all together, up to 47 bytes total:



Scan Requests and Responses

- Scan request
 - Just the two addresses: the scanner's and the advertiser's

Payload	
ScanA (6 octets)	AdvA (6 octets)

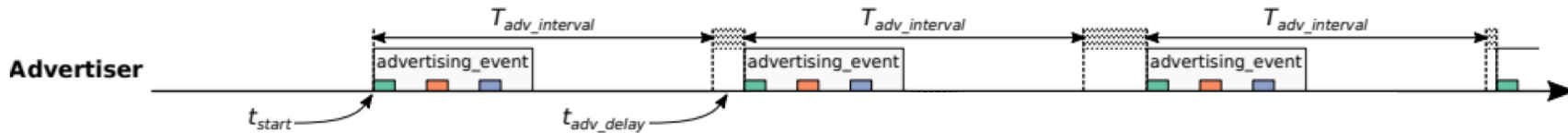
Figure 2.8: SCAN_REQ PDU Payload

- Scan response
 - Identical to an advertisement
 - But only occurs after a request

Payload	
AdvA (6 octets)	ScanRspData (0-31 octets)

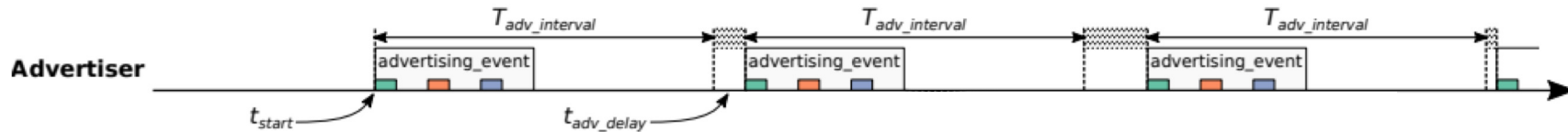
Figure 2.9: SCAN_RSP PDU payload

Advertising timing



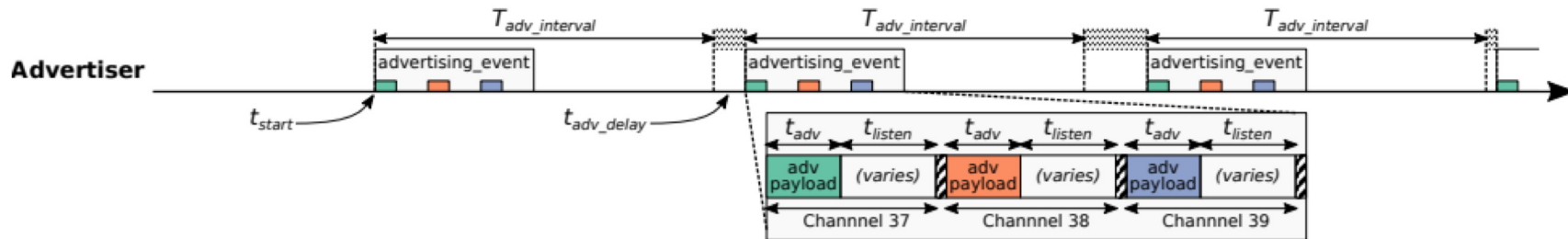
- Advertising Events occur periodically [20ms – 10.24 s] (or longer)
 - Plus a random delay after each instance [0-10ms]
 - Why?
- User picks the rate as a tradeoff of energy and discovery latency

Advertising timing



- Advertising Events occur periodically [20ms – 10.24 s] (or longer)
 - Plus a random delay after each instance [0-10ms]
 - Why? Avoid repeat collisions
- User picks the rate as a tradeoff of energy and discovery latency

Advertising event



- Three transmissions, one on each advertising channel
 - Always in the same order
- Transmission, followed by listening window on that same channel
 - Requests will be sent ≥ 150 us (Inter-Frame Spacing, IFS) after Tx
 - Followed by a retune to the next channel frequency
- This short listen window is the magic “low energy” part

Preserving energy in communication

- Most energy is spent listening
 - This is due primarily to how long listening durations are compared to transmissions
- Example: maximum-sized BLE transmission:
 - $8 \text{ bits/byte} * 47 \text{ bytes} = 376 \text{ bits}$ at 1 Mbps = 0.376 ms transmitting
 - So listening for an entire second is >2500 times longer
 - But listening for only 0.376 ms requires sub-ms synchronization, which itself costs energy to manage...
 - Instead, when advertising, nRF radios listen for ~0.200 ms, only after a transmission

Payload of an advertisement

- What do you stick in the BLE payload anyways?
 - Theoretically whatever you want, but that isn't very compatible
 - Point is to specify capabilities of the advertiser
- Desire: specify payloads in such a way that all scanners can interpret what they mean about the device
 - This is different from traditional internet packets
 - Broadcasts are for anyone to hear, not a specific server/application
- Ideas?

TLV Format

- Type – Length – Value
 - Actually, BLE does the length part first
 - Scanner can hop through length/type pairs to find what interests it

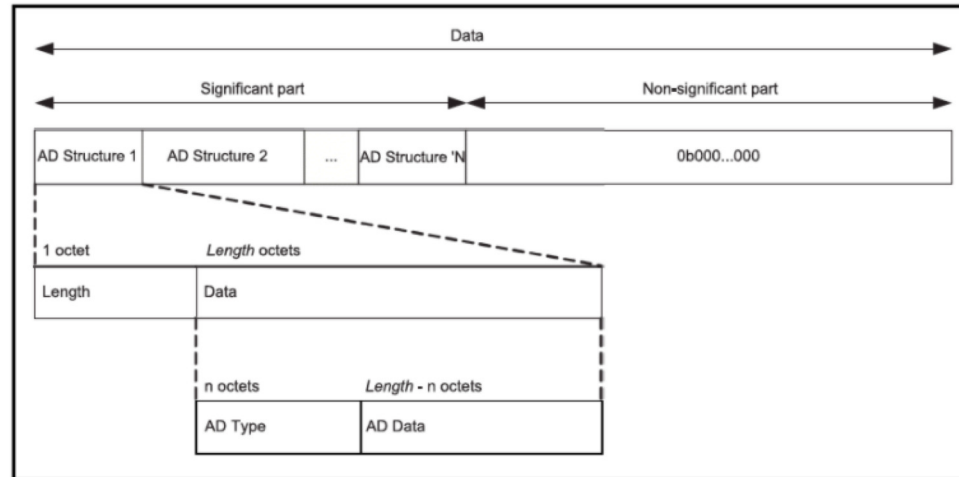


Figure 11.1: Advertising and Scan Response data format

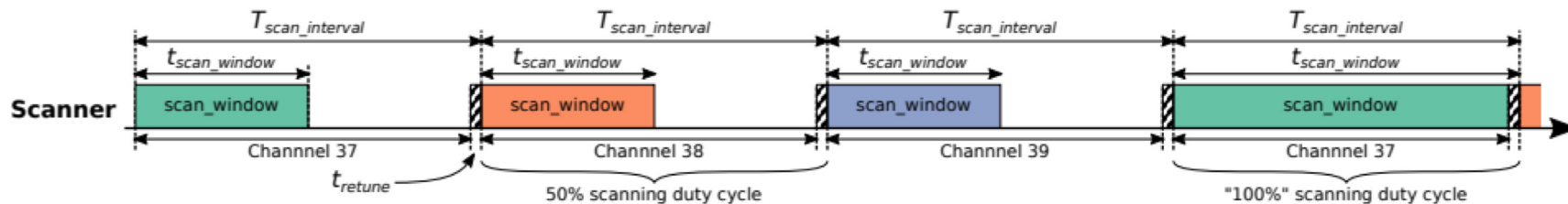
Payload types

- Listed in the Core Specification Supplement [[Supplement v9](#)]
 - Each might have their own considerations about AD Data format
- Flags (supported modes: BLE and Bluetooth) required by Apple?
- Name
- Service UUID
- TX Power Level
- Manufacturer-specific data
- And about twenty others

Outline

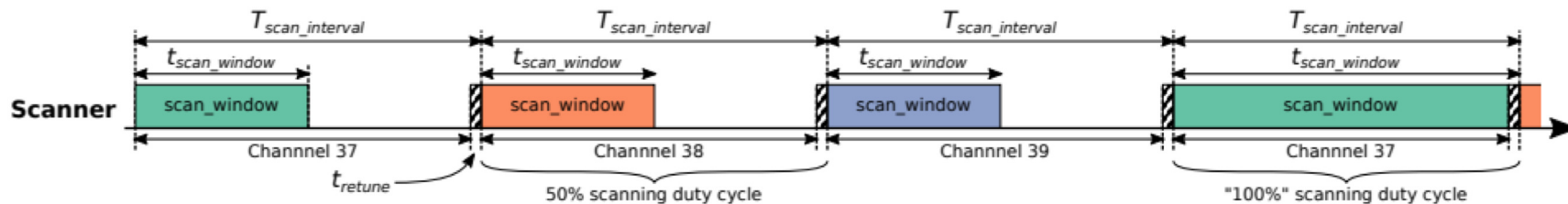
- BLE Background
- BLE Layers
 - Physical Layer
 - Link Layer
- BLE roles
 - Advertising
 - Scanning

Scanning Pattern



- Iterate through channels, listening for advertisements
 - $T_{scan_interval}$ controls rate at which channels are changes
 - T_{scan_window} controls duty cycle of listening
- Why listen at a low duty cycle?

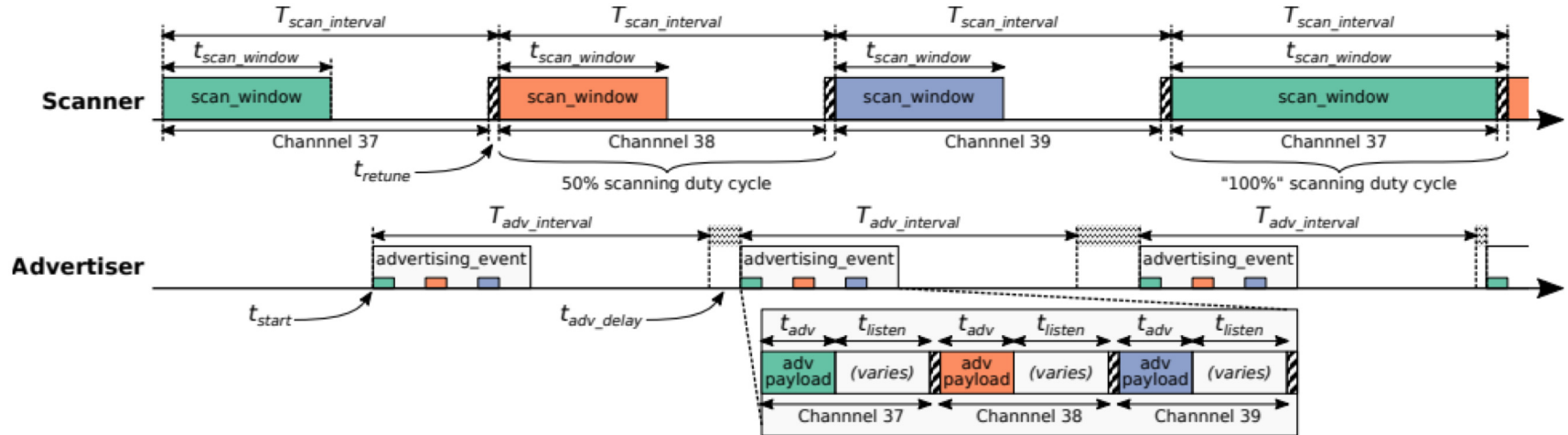
Scanning Pattern



- Iterate through channels, listening for advertisements
 - $T_{scan_interval}$ controls rate at which channels are changes
 - T_{scan_window} controls duty cycle of listening
- Why listen at a low duty cycle? Save energy

Putting it all together

- Advertisements are received when the channel of the scan window and the channel of the advertisement overlap in time (and space)



A warning about scanning expectations

- Scanners will NOT receive 100% of packets sent
 - Even ignoring range issues
- Packets are lost due to (in roughly descending order):
 - Duty cycle
 - Sharing 2.4 GHz antenna with WiFi
 - Retune period after each scanning interval
 - Dropped packets in the receive software
 - Packet collisions

Next Time: Going deeper on advertisements

For those wanting more on BLE energy use

Schrader, Raphael, et al. "Advertising power consumption of bluetooth low energy systems." 2016 3rd International Symposium on Wireless Systems within the Conferences on Intelligent Data Acquisition and Advanced Computing Systems (IDAACS-SWS). IEEE, 2016.